



IAME
Series
BENELUX
ROUND 2

OSTRICOURT
02-04 MAI / MAY 2025

LIVE STREAMING LIVE TIMING

DIDIER PARRILLA / 06 62 04 93 23

ROYAL AUTOMOBILE CLUB BELGIUM
SPORT AUTOMOBILE
ALFANO
ČZ Chains Professional Racing Chain
Speedwear.be
WZADOIL
komet Racing Tyres
IAME BELGIUM

BRIEFING PRESENTATION

This presentation is part of the Sporting and Supplementary Regulations and explains some major key points. Check also all other regulations and bulletins. Competitors are responsible for sharing this document with the team and mechanic.

RESPECT: is a feeling of admiration for someone or something elicited by their abilities, qualities, and achievements, no matter nationality, religious or gender.

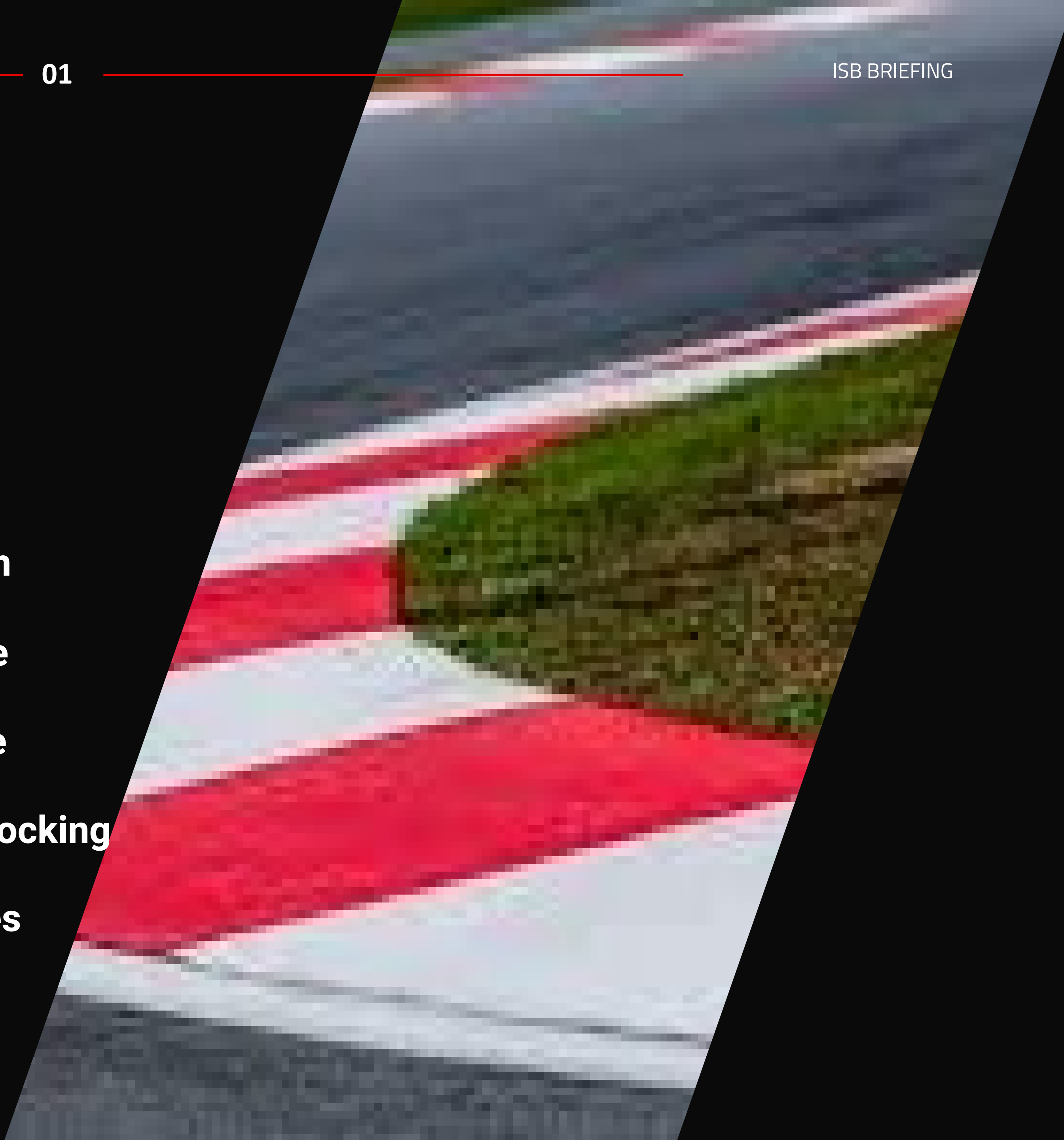
READ MORE →



TABLE OF CONTENT

- | | | | |
|-----------|---------------------------|-----------|----------------------------------|
| 01 | Table of Content | 07 | Heats |
| 02 | Welcome | 08 | Finals + Podium |
| 03 | Main Officials (1) | 09 | Start Procedure |
| 04 | Main Officials (2) | 10 | Slow Procedure |
| 05 | Track Map | 11 | Short Cuts & Blocking |
| 06 | (Non) Qualifying | 12 | Parc Ferme tires |
| | | 13 | General |

READ MORE →





WELCOME at Circuit de Karting de la Métropole

The Circuit de Karting de la Métropole is set on a 14-hectare site surrounded by vegetation. It is ideally located in the heart of the Nord Pas-de-Calais region and its major conurbations.

The 1450-metre Competition track is very fast, with big bends, and is the same as that used in international competitions.

Mr. Jean Patrick and his son Matthieu Rémy and his entire staff welcomes all **IAME SERIES BENELUX** drivers. Their team did an excellent job to be the host for the 2nd round of the 2025 IAME Series Benelux championship. Also, a very big thank you to Belgium's ASN the Royal Automobile Club Belgium.

[READ MORE →](#)



MAIN OFFICIALS (1)

Panel of Stewards

Mr. Etienne Massillon (BEL) chairman

Mr. Jean-Marc Jardin (FRA) member

Mr. Bruno Giraldi (FRA) member

Race Director

Mr. Dave Ritzen (NED)

Race Control

Mr. Daniël Lampmann (DEU)

Mr. Dennis Aendekerk (NED)

Judge of Fact

Mr. Danny Desmet (BEL) track

Ms. Odette Dejuniat (FRA) front fairing

Mr. Hans de Klein (NED) start control

READ MORE →



MAIN OFFICIALS (2)

Panel of Scrutineering

Mr. Daniel Dejuniat (FRA)
Mr. Jean-Piere Leferme (FRA)

RACB Technical Delegate

tba

Time Keeping

Mr. Meik Wagner (SWE)

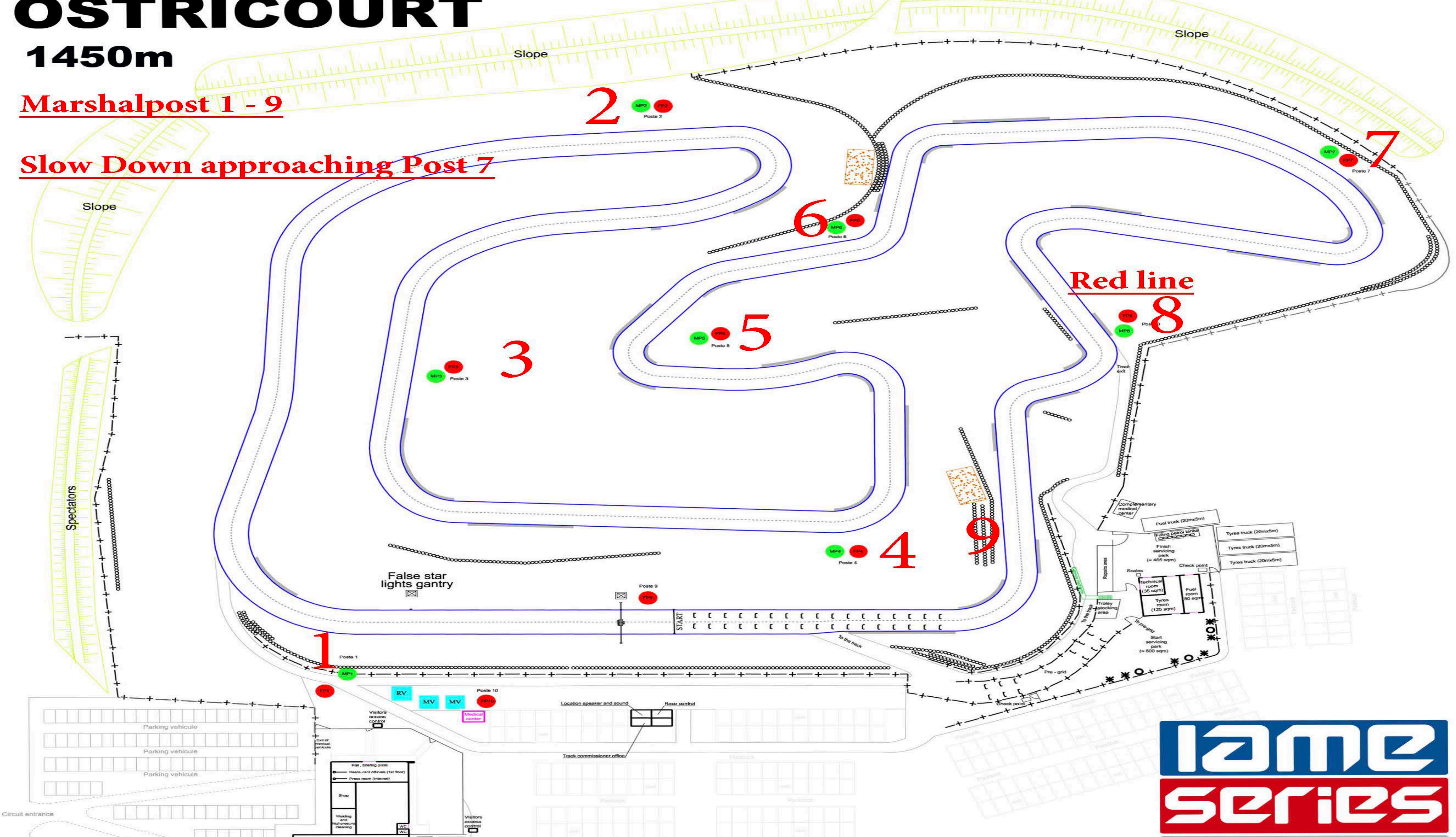
Servicing Parc / Pre Grid / TireParc

Mr. Michael Franc (BEL)
Mr. Peter Vanderheyden (BEL)
Mr. Fabian Euchamps (BEL)

1450m

Marshalpost 1 - 9

Slow Down approaching Post 7



NON QUALIFYING

DURATION OF SESSION:

10' MINUTES

NOTE: ALL KARTS MUST STARTS TO ROLL ON THE PRE-GRID WITHIN THE FIRST 45'SECONDS OF THE SESSION

QUALIFYING

DURATION OF SESSION:

5' MINUTES

NOTE: ALL KARTS MUST STARTS TO ROLL ON THE PRE-GRID WITHIN THE FIRST 45'SECONDS OF THE SESSION

TOO LATE? SANCTION: NO START ALLOWED

READ MORE →

HEATS

DURATION OF SESSION:

10' MINUTES + 1 Lap (9' MINUTES + 1 Lap for IAME MINI & IAME MINI ROOKIE)

NOTE: 1 Warm-Up Lap + 1 Formation Lap
Help or too late on the Pre-Grid?

SANCTION: START FROM REPAIR AREA: START IS ONLY ALLOWED WHEN START HAS BEEN GIVEN

FINALS

DURATION OF SESSION:

14' MINUTES + 1 Lap (11' MINUTES + 1 Lap for IAME MINI & IAME MINI ROOKIE)

NOTE: 1 Warm-Up Lap + 1 Formation Lap
Help or too late on the Pre-Grid?

SANCTION: START FROM REPAIR AREA: START IS ONLY ALLOWED WHEN STARTS HAS BEEN GIVEN

READ MORE



PODIUM

Top 3 drivers of the official result of the Final will be invited to the podium

NOTE: Race suit + Helmet is mandatory for the podium ceremony

START PROCEDURE

01

Not able to follow in Warm-Up Lap

In case a driver slows down in the Warm-Up lap, for whatever reason, he is not allowed to wait until the grid will pass him (again) to take his original starting position back in the grid. At all times he must take his places back at the end of the grid. If it is a 'wrong' start the driver still must stay at the end of the grid...

02

Formation Lap

When approaching MP 7 the polesitter slows down to a reasonable speed limit, meaning that the grid will be compact and in two lines. Overtaking after the RED LINE is not allowed. Again, with reasonable speed the grid will line up to the startline. When the light switch from RED to OUT the start has been given. If a yellow light will flashes there will be a extra formation lap. In case there are two wrong starts the RED flag will showed. All karts must stop before the Yellow line.

Karts standing on the pre-grid because of help or where not in time on the pre-grid must stay in the repair area.

03

Red flag within the first 2 laps of the race

There will be a completely new start.

Karts standing on the pre-grid because of help or where not in time on the pre-grid must take there originally grid position.

START PROCEDURE

01**During Formation lap**

No overtaking after the RED line. The RED line is marked just before approaching MP 8

02**During Formation lap**

Between Red line and Yellow line reasonable speed

START PROCEDURE

01**During Formation lap**

RED lights are switched ON. Stay in the corridor.

02**During Formation lap**


RED lights & Orange flashing light are ON. One extra formation lap.



Picture of RED lights ON



Orange Flashing Light



Orange Flashing Light REPEATER

START PROCEDURE

03**During Formation lap***After two 'false starts' RED Flag will be showed on Start line***03****During Formation lap***RED lights OFF: WE ARE RACING*

Picture of ALL light OFF

SLOW PROCEDURE

01**Start of Slow procedure**

In case of a 'SLOW' procedure the YELLOW flashing light will be switched on at the Starting Line

02**Marshall Posts**

Marshall posts will show the 'SLOW' board panel and a waved yellow flag. The leader of the race will slow down to a reasonable speed (compare with safety car situation in F1). Overtaking is strictly forbidden

03**Duration of Slow procedure**

There is no time limit to end the slow procedure. The slow procedure will end if soon as the track is back safe to race again

04**End of Slow procedure**

The YELLOW flashing light will be switched off at the Starting Line. The Marshall post will still show the 'SLOW' board panel, but now with a STATIONARY yellow flag, meaning that the next passing on the Starting line the GREEN flag could be showed.

If the GREEN flag will be showed on the Starting line we are racing again and overtaken is allowed after the green flag!!!

AT ALL TIMES THE RED FLAG CAN BE SHOWED

SHORT CUTS

01**Warm Up Lap – Formation Lap – Out Lap**

It is not allowed to do a short cut, for what ever reason, during these laps. If a driver makes a short cut it will be reported to the Stewards.

02**Qualifying – Heat – Final**

Every short cut, for whatever reason, with or without gaining position or time, will be penalized. Sanction: placed last in session.

IMPEDING / BLOCKING

01**Qualifying**

Impeding and/or blocking in Qualifying will be penalized with a drop down of 5 places.

02**Heat – Final**

Impeding and/or blocking in these sessions will be penalized. First time it will be a Warning Flag. Second time a 5 seconds Time Penalty will be given. A report to the Stewards if it is more than 2 times. They will review the video footages and will take a decision.

PARC FERMÉ TIRES

01**Voucher**

Tires vouchers must be turned over in Parc Fermé. It is mandatory to fit the tires on the rims in the Servicing Parc. Fitting tires on rims must be done DIRECTLY. It is not possible to this at a later stage during the event.

02**Race tires**

All race tires, slicks & wets stays in Parc Fermé the entire event. The tires will be scanned and marked with the racenumber.

03**Collecting tires**

When entering for Qualifying, Heat or Final, the driver shows his badge to collect his set of tires. The option to take also the wet tires is only so if the Race Director declared the session to a WET RACE.

04**Returning tires**

After Qualifying and Heat the driver returns the tires to the tires allocated place. Drivers who are not placed for the Finals can collect their tires after the respective FINAL.

05**Non Qualifying – Warm Up**

It is not allowed to use Parc Fermé tires during Non Qualifying and or Warm Up sessions.

GENERAL (PADDOCK) INFORMATION

01**Allocated place**

The driver and team are responsible for the allocated place.

02**Spilling lubricants**

It is not allowed to spill any lubricants on the surface. Offenders can be penalized by the trackowner

03**Heating up engines**

It is not allowed to heating up engines.

Just firing up the engine (to check if it starts) is allowed.

04**Used tires**

Place your used tires in front of your tent. Members from the track will collect them a few times a day.

05**Fire extinguishers**

Fire extinguishers should be placed on a visible spot in the tent. Minimum one per driver and per 4 drivers two.

06**Electric vehicles**

Electric vehicles, like steps, bikes, etc. are not allowed in the Paddock, Servicing Parc, Parc Fermé and Restaurant area

GENERAL (PADDOCK) INFORMATION

07**Cars**

Personal cars are not allowed in the Paddock.

08**Overnight**

*It is **STRICTLY** permitted to overnight in the Paddock. Offenders will be noted by the track owner.*

09**Opening hours**

Respect the opening hours from the Paddock and Restaurant

10**After the event**

*Since we are all guests at **de Karting de la Métropole** we must behave us as guest. Take care that after the event you leave your allocated place in a proper and clean way.*

*“You can’t win the race
on the first lap,...*

...but you can certainly lose it”

Thank you for your attention